

**HYALITE RURAL FIRE DISTRICT
BOARD OF TRUSTEES REGULAR PUBLIC MEETING**

DATE: DECEMBER 7, 2021

TIME: 7:00 p.m.

LOCATION: SOURDOUGH FIRE STATION, 4541 S. 3rd Road, Bozeman, MT

CALL TO ORDER OF HYALITE RURAL FIRE DISTRICT

Reminder to the public that meetings are being recorded.

PUBLIC COMMENT ON MATTERS NOT INCLUDED IN THE AGENDA

HYALITE CONSENT AGENDA

1. Approval of Financial Report
2. Approval of Warrants
3. Approval of October 19, 2021 Meeting Synopsis
[Consent Agenda Attached]

REGULAR AGENDA

1. Discussion and Decision – Proposed Increase Capital Contribution from 2 to 5%
See Attachments
2. Pre-Design Discussion of New Rae Fire Station
3. Discussion and Decision – Ambulance Transport Billing Rates
See Attachments
4. Fire Chief's Report
 - a. Chart of Calls for HRFD-October and November
 - b. NWE Statement Showing Power Usage for Sourdough Station-October and November
5. Trustees' Activities
6. Announcements
 - a. Night with Santa – Wednesday, December 8th 6-8pm. Sourdough Station.

ADJOURNMENT

Consent Agenda



Dashboard for October 2021

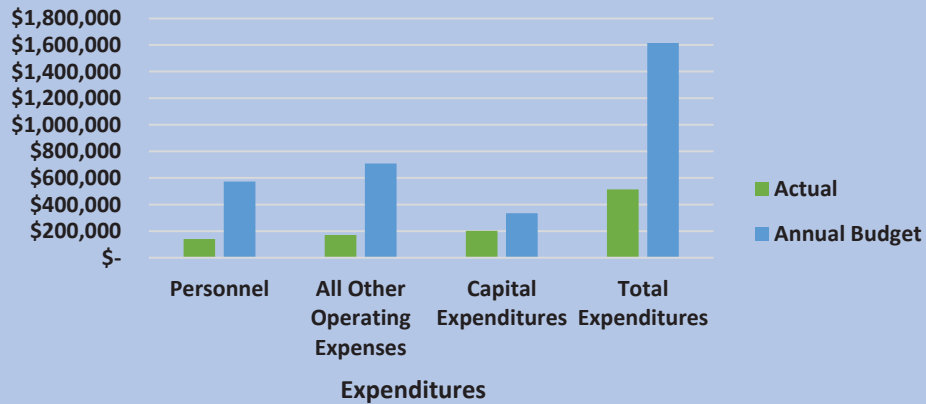
At a glance...

*Pending County Reports for September & October

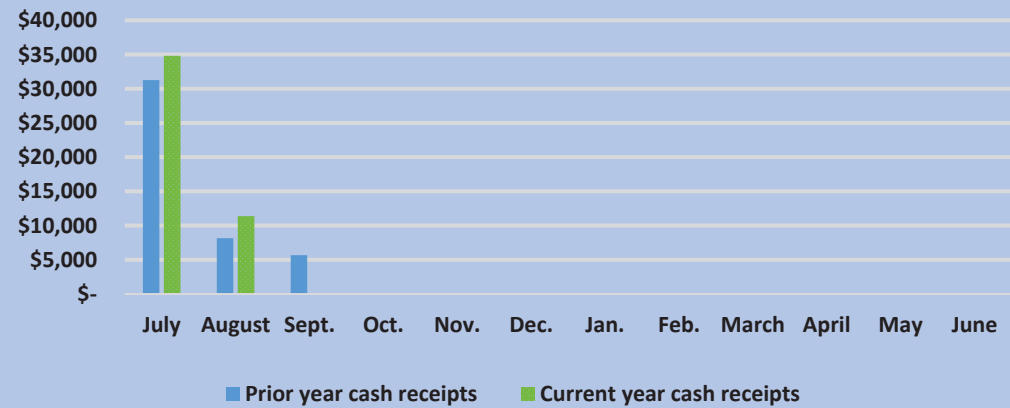
	Current month*	Prior year	Calendar YTD
General Fund Cash Balance*	\$ 449,989	\$ 1,037,682	Number of Calls 529
Taxes Receivable*	\$ 19,875	\$ 1,529,749	Number of Volunteers 46
Short-term payables	\$ -	\$ -	Number of Training Sessions 70
			Number of Training Hours 4,388

The inconsistent nature of our cash flows dictates that we maintain a minimum cash balance of \$400,000. See the graph, which shows the timing of cash receipts below.

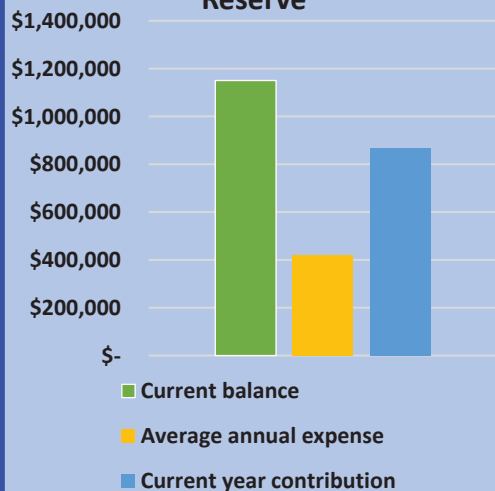
Budgetary Comparisons - for year to date



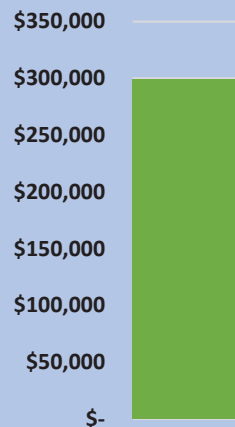
Timing of Cash Receipts




Apparatus and Equipment Reserve



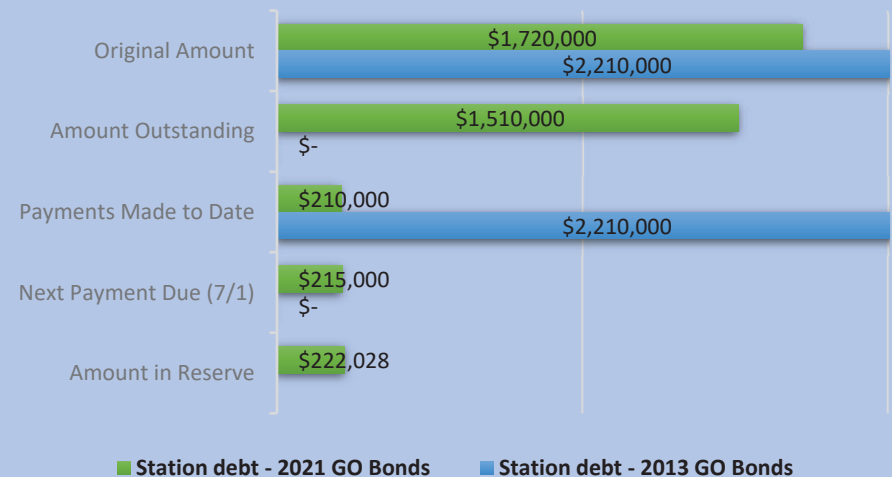
Capital Improvement Reserve



Building Repair/ Replacement Reserve



Station Debt



Hyalite Rural Fire District

Statement of Financial Position

As of October 31, 2021

	TOTAL
ASSETS	
Current Assets	
Bank Accounts	\$2,329,594.74
Accounts Receivable	\$8,484.84
Other Current Assets	\$182,858.25
Total Current Assets	\$2,520,937.83
Fixed Assets	
180000 Capital Assets	
181000 Land	361,201.00
182000 Buildings & Improvements	4,115,007.40
186000 Machinery & Equipment	3,315,412.94
186100 Accumulated Depreciation	(3,317,436.09)
186500 Construction in Progress	0.00
Total 180000 Capital Assets	4,474,185.25
Total Fixed Assets	\$4,474,185.25
TOTAL ASSETS	\$6,995,123.08
LIABILITIES AND EQUITY	
Liabilities	
Current Liabilities	
Accounts Payable	\$18,541.35
Credit Cards	\$1,872.66
Other Current Liabilities	\$250,943.93
Total Current Liabilities	\$271,357.94
Long-Term Liabilities	\$1,601,706.40
Total Liabilities	\$1,873,064.34
Equity	
241000 Unrestricted Fund Balance	849,539.28
241001 General fixed asset acct group	4,474,185.25
241002 General LT debt account group	(1,653,723.30)
241100 Reserved Fund Balance	
241101 Restricted for Debt Service	222,028.00
241102 Reserved for Capital Reserve	0.00
241103 Capital improvements	350,388.00
241104 Capital replacement	0.00
241105 Apparatus replacement	1,149,875.33
241106 Building repair/replacement	157,314.60
Total 241104 Capital replacement	1,307,189.93
Total 241102 Reserved for Capital Reserve	1,657,577.93
Total 241100 Reserved Fund Balance	1,879,605.93
241200 Assigned to vol firefighters	8,077.80
Net Revenue	(435,626.22)
Total Equity	\$5,122,058.74

This financial statement has not been subjected to an audit, review or compilation engagement, and no assurance is provided on it.
Accrual Basis

Hyalite Rural Fire District

Statement of Financial Position

As of October 31, 2021

	TOTAL
TOTAL LIABILITIES AND EQUITY	\$6,995,123.08

Hyalite Rural Fire District

Budget vs. Actuals: FY_2021_2022 - FY22 P&L

July - October, 2021 (33.33%)

	TOTAL			
	ACTUAL	BUDGET	OVER BUDGET	% OF BUDGET
Revenue				
310000 Taxes	19,875.25	1,690,572.00	(1,670,696.75)	1.18 %
315000 On-behalf payment from State		91,269.00	(91,269.00)	
316000 Entitlement Share		38,838.00	(38,838.00)	
320000 Firefighter fundraising event	3,067.88	2,500.00	567.88	122.72 %
360000 Miscellaneous Revenues	11,791.32	4,000.00	7,791.32	294.78 %
365000 Contributions and Donations	42,623.67	500.00	42,123.67	8,524.73 %
370000 Investment Earnings	1,035.22	30,000.00	(28,964.78)	3.45 %
Total Revenue	\$78,393.34	\$1,857,679.00	\$ (1,779,285.66)	4.22 %
GROSS PROFIT	\$78,393.34	\$1,857,679.00	\$ (1,779,285.66)	4.22 %
Expenditures				
420000 Public Safety Expenses	11,422.69	40,000.00	(28,577.31)	28.56 %
420100 Personnel Services	140,542.32	572,152.00	(431,609.68)	24.56 %
420200 Supplies	14,319.80	32,000.00	(17,680.20)	44.75 %
420207 Small Items of Equipment	609.49		609.49	
420220 Meals/Incentives	516.79	14,000.00	(13,483.21)	3.69 %
420240 Fuel	7,021.89	36,000.00	(28,978.11)	19.51 %
420310 Election Costs		7,000.00	(7,000.00)	
420320 Professional Subscription/Dues	6,992.06	3,000.00	3,992.06	233.07 %
420330 Community Outreach/Education	3,582.88	10,000.00	(6,417.12)	35.83 %
420340 Utility Services	12,677.32	52,000.00	(39,322.68)	24.38 %
420350 Professional Services	12,300.00	40,000.00	(27,700.00)	30.75 %
420390 Firefighter Physicals	300.00	14,000.00	(13,700.00)	2.14 %
420400 Training/Travel - Trustees		3,000.00	(3,000.00)	
420420 Facilities	11,463.36	25,000.00	(13,536.64)	45.85 %
420500 Insurance	27,743.63	70,000.00	(42,256.37)	39.63 %
420930 Safety Equipment	28,956.32	70,000.00	(41,043.68)	41.37 %
420940 Apparatus	33,457.99	70,000.00	(36,542.01)	47.80 %
420970 Capital outlay	202,113.02	334,000.00	(131,886.98)	60.51 %
490100 Debt Services		222,028.00	(222,028.00)	
669100 Other Charges	0.00	500.00	(500.00)	0.00 %
Total Expenditures	\$514,019.56	\$1,614,680.00	\$ (1,100,660.44)	31.83 %
NET OPERATING REVENUE	\$ (435,626.22)	\$242,999.00	\$ (678,625.22)	(179.27 %)
NET REVENUE	\$ (435,626.22)	\$242,999.00	\$ (678,625.22)	(179.27 %)

Hyalite Rural Fire District

Transaction List by Vendor

October 2021

DATE	TRANSACTION TYPE	NUM	POSTING	MEMO/DESCRIPTION	ACCOUNT	AMOUNT
Adobe						
10/21/2021	Credit Card Expenditure		Yes		210585 Costco Citi Card - Malone 5334	155.88
Amazon						
10/01/2021	Credit Card Expenditure		Yes	floor scrub brush	210590 Costco Citi Card - Dahlhauser 4822	21.98
10/04/2021	Credit Card Expenditure		Yes	Halogen lamp	210580 Costco Citi Card - Prato 2005	69.90
10/05/2021	Credit Card Expenditure		Yes		210580 Costco Citi Card - Prato 2005	12.95
10/10/2021	Credit Card Expenditure		Yes	Paper towel rolls	210590 Costco Citi Card - Dahlhauser 4822	32.73
Anderson ZurMuehlen						
10/12/2021	Bill Payment (Check)	7803765	Yes	142167.700	101000 Cash/Investments:General Fund	-4,200.00
10/29/2021	Bill	418424/142167.700	Yes	Hubdoc - 232030380 - INV418424/142167.700	202100 Accounts Payable	4,200.00
BALCO						
10/12/2021	Bill Payment (Check)	7803764	Yes		101000 Cash/Investments:General Fund	-217.00
Batteries and Bulbs						
10/06/2021	Credit Card Expenditure		Yes	Battery back up	210580 Costco Citi Card - Prato 2005	38.00
Best Rate Diesel Repair Inc.						
10/05/2021	Bill	19897	Yes	Hubdoc - 224619303 - INV19897	202100 Accounts Payable	1,890.77
10/12/2021	Bill Payment (Check)	7803772	Yes		101000 Cash/Investments:General Fund	-1,890.77
Big Sky Fire Equipment						
10/12/2021	Bill Payment (Check)	7803763	Yes		101000 Cash/Investments:General Fund	-684.87
10/29/2021	Bill	0501449	Yes	Hubdoc - 232030390 - INV0501449	202100 Accounts Payable	727.00
Big Sky Publishing						
10/12/2021	Bill Payment (Check)	7803766	Yes		101000 Cash/Investments:General Fund	-22.00
10/31/2021	Bill	27299/10.31.21	Yes	Hubdoc - 232359619 - INV27299/10.31.21	202100 Accounts Payable	22.00
BlueCross BlueShield of Montana						
10/12/2021	Bill	X6A680/10.12.21	Yes	Hubdoc - 224932598 - INVX6A680/10.12.21	202100 Accounts Payable	2,625.98
10/13/2021	Bill Payment (Check)	7803778	Yes		101000 Cash/Investments:General Fund	-2,625.98
Bound Tree Medical						
10/01/2021	Bill	201291/10.1.21	Yes	Hubdoc - 224619324 - INV201291/10.1.21	202100 Accounts Payable	901.55
10/12/2021	Bill Payment (Check)	7803769	Yes		101000 Cash/Investments:General Fund	-901.55
Bozeman Chronicle						
10/12/2021	Bill Payment (Check)	7803761	Yes	347411	101000 Cash/Investments:General Fund	-62.45
Brian Nickolay.						
10/19/2021	Bill	Uncleared 2020	Yes	Hubdoc - 135318975 - INV7.26.20	202100 Accounts Payable	130.61
10/19/2021	Bill	Uncleared 2020	Yes	Hubdoc - 153286902 - INV11.22.20	202100 Accounts Payable	17.97
10/26/2021	Bill Payment (Check)	7803780	Yes		101000 Cash/Investments:General Fund	-148.58
Casey's Corner Store						
10/24/2021	Credit Card Expenditure		Yes	c6-3	210590 Costco Citi Card - Dahlhauser 4822	35.56
CentralSquare Technologies LLC						
10/12/2021	Bill	333536	Yes	Hubdoc - 227905207 - INV333536	202100 Accounts Payable	1,080.00
10/26/2021	Bill Payment (Check)	7803790	Yes		101000 Cash/Investments:General Fund	-1,080.00
Century Link						
10/01/2021	Bill	406-602-4041/10.1.21	Yes	Hubdoc - 224932596 - INV406-602-4041/10.1.21	202100 Accounts Payable	133.76
10/04/2021	Bill	406-587-6270/10.4.21	Yes	Hubdoc - 224932594 - INV406-587-6270/10.4.21	202100 Accounts Payable	105.98
10/10/2021	Bill	406-587-4149/10.10.21	Yes	Hubdoc - 227905209 - INV406-587-4149/10.10.21	202100 Accounts Payable	43.29
10/13/2021	Bill Payment (Check)	7803775	Yes		101000 Cash/Investments:General Fund	-239.74
10/26/2021	Bill Payment (Check)	7803784	Yes		101000 Cash/Investments:General Fund	-43.29
Charter Communications						
10/09/2021	Bill	0672244100921	Yes	Hubdoc - 224619308 - INV0672244100921	202100 Accounts Payable	273.32
10/13/2021	Bill Payment (Check)	7803773	Yes	8313200110672244	101000 Cash/Investments:General Fund	-273.32
Citi Card						
10/18/2021	Bill	3990/10.16.21	Yes	Hubdoc - 227905230 - INV3990/10.16.21	202100 Accounts Payable	5,593.60

Hyalite Rural Fire District

Transaction List by Vendor

October 2021

DATE	TRANSACTION TYPE	NUM	POSTING	MEMO/DESCRIPTION	ACCOUNT	AMOUNT
10/26/2021	Bill Payment (Check)	7803793	Yes		101000 Cash/Investments:General Fund	-5,593.60
Colin Prato.						
10/19/2021	Bill	Uncleared 2019	Yes	Strainer for New R-6.	202100 Accounts Payable	23.14
10/26/2021	Bill Payment (Check)	7803781	Yes		101000 Cash/Investments:General Fund	-23.14
Collin Rose.						
10/26/2021	Bill	Reimbursement	Yes	Hubdoc - 227905214 - INVReimbursement	202100 Accounts Payable	144.00
10/26/2021	Bill Payment (Check)	7803782	Yes		101000 Cash/Investments:General Fund	-144.00
Connect Telephone and Computer Group						
10/01/2021	Bill	112405	Yes	Hubdoc - 224619299 - INV112405	202100 Accounts Payable	60.00
10/12/2021	Bill Payment (Check)	7803757	Yes		101000 Cash/Investments:General Fund	-60.00
Costco Wholesale						
10/06/2021	Credit Card Expenditure		Yes	training food	210585 Costco Citi Card - Malone 5334	158.34
10/20/2021	Credit Card Expenditure		Yes	Training	210585 Costco Citi Card - Malone 5334	124.58
Delta Dental						
10/01/2021	Bill	17272-51213/9.25.21	Yes	Hubdoc - 216930810 - INV17272-51213/9.25.21	202100 Accounts Payable	275.17
10/12/2021	Bill Payment (Check)	7803760	Yes		101000 Cash/Investments:General Fund	-157.24
DirectTV						
10/13/2021	Bill	029404001X211013	Yes	Hubdoc - 227905213 - INV029404001X211013	202100 Accounts Payable	175.99
10/26/2021	Bill Payment (Check)	7803789	Yes	029404001	101000 Cash/Investments:General Fund	-175.99
Door Tech Incorporated						
10/15/2021	Bill	3064	Yes	Hubdoc - 227905216 - INV3064	202100 Accounts Payable	14,888.00
10/15/2021	Bill	3069	Yes	Hubdoc - 227905200 - INV3069	202100 Accounts Payable	135.00
10/20/2021	Bill	3078	Yes	Hubdoc - 232030383 - INV3078	202100 Accounts Payable	330.00
10/26/2021	Bill Payment (Check)	7803785	Yes		101000 Cash/Investments:General Fund	-15,023.00
ExxonMobile						
10/16/2021	Credit Card Expenditure		Yes	c62	210590 Costco Citi Card - Dahlhauser 4822	97.47
Farstad Oil						
10/13/2021	Bill Payment (Check)	7803777	Yes	184000	101000 Cash/Investments:General Fund	-2,844.87
Firehouse Subs						
10/14/2021	Credit Card Expenditure		Yes	ecatering for recruit training	210585 Costco Citi Card - Malone 5334	221.61
10/27/2021	Credit Card Expenditure		Yes	Training	210585 Costco Citi Card - Malone 5334	156.00
FURS						
10/08/2021	Check		Yes		101000 Cash/Investments:General Fund	-7,733.73
General Distributing Co.						
10/12/2021	Bill Payment (Check)	7803767	Yes	56625	101000 Cash/Investments:General Fund	-221.00
10/31/2021	Bill	56625/10.31.21	Yes	Hubdoc - 232030408 - INV56625/10.31.21	202100 Accounts Payable	100.70
GoDaddy						
10/23/2021	Credit Card Expenditure		Yes		210570 Costco Citi Card - Nickolay 7029	21.17
Google						
10/31/2021	Credit Card Expenditure		Yes	Invoice 4008046672	210570 Costco Citi Card - Nickolay 7029	120.00
Grass Monkey Lawn Care						
10/01/2021	Bill	203	Yes	Hubdoc - 227905206 - INV203	202100 Accounts Payable	290.00
10/26/2021	Bill Payment (Check)	7803786	Yes		101000 Cash/Investments:General Fund	-290.00
Harvey's Plumbing & Heating						
10/26/2021	Bill	2333	Yes	Hubdoc - 232030378 - INV2333	202100 Accounts Payable	1,018.99
Heiman Fire Equipment						
10/27/2021	Bill	0903074-IN	Yes	Hubdoc - 232030376 - INV0903074-IN	202100 Accounts Payable	105.48
Industrial Comm & Elec of Bozeman						

Hyalite Rural Fire District

Transaction List by Vendor

October 2021

DATE	TRANSACTION TYPE	NUM	POSTING	MEMO/DESCRIPTION	ACCOUNT	AMOUNT
10/12/2021	Bill Payment (Check)	7803755	Yes		101000 Cash/Investments:General Fund	-544.00
10/22/2021	Bill	32999	Yes	Hubdoc - 232030412 - INV32999	202100 Accounts Payable	430.00
10/28/2021	Bill	33021	Yes	Hubdoc - 232030405 - INV33021	202100 Accounts Payable	197.00
Kelley Connect						
10/27/2021	Bill	IN923018	Yes	Hubdoc - 232030387 - INVIN923018	202100 Accounts Payable	30.00
10/29/2021	Bill	IN924930	Yes	Hubdoc - 232030381 - INVIN924930	202100 Accounts Payable	176.71
Kenyon Noble						
10/25/2021	Bill	789918-10.25.21	Yes	Hubdoc - 232030397 - INV789918-10.25.21	202100 Accounts Payable	26.94
Knife River						
10/12/2021	Bill Payment (Check)	7803752	Yes		101000 Cash/Investments:General Fund	-36,250.00
L.N. Curtis and Sons						
10/19/2021	Bill	INV536104	Yes	Hubdoc - 227905205 - INVINV536104	202100 Accounts Payable	297.81
10/26/2021	Bill Payment (Check)	7803795	Yes		101000 Cash/Investments:General Fund	-297.81
Mama Macs Bakery						
10/02/2021	Credit Card Expenditure		Yes	wrong charge/credited	210585 Costco Citi Card - Malone 5334	680.00
10/02/2021	Credit Card Expenditure		Yes	recruit training	210585 Costco Citi Card - Malone 5334	230.00
10/03/2021	Credit Card Credit		Yes		210585 Costco Citi Card - Malone 5334	-630.00
10/09/2021	Credit Card Expenditure		Yes	training food	210585 Costco Citi Card - Malone 5334	263.00
10/23/2021	Credit Card Expenditure		Yes		210585 Costco Citi Card - Malone 5334	258.00
Michael Buffington						
10/03/2021	Bill	Reimbursement	Yes	Hubdoc - 224619296 - INVReimbursement	202100 Accounts Payable	124.20
10/12/2021	Bill Payment (Check)	7803754	Yes		101000 Cash/Investments:General Fund	-124.20
MICHAEL HILBERT						
10/16/2021	Bill	Reimbursement	Yes	Hubdoc - 227905217 - INVReimbursement	202100 Accounts Payable	26.37
10/26/2021	Bill Payment (Check)	7803787	Yes		101000 Cash/Investments:General Fund	-26.37
Montana Dept. of Revenue						
10/08/2021	Check	FIB PAY	Yes	6442692-002-WTH	101000 Cash/Investments:General Fund	-1,548.00
Montana Firemen's Association						
10/07/2021	Check	7803751	Yes		101000 Cash/Investments:General Fund	-311.69
Montana Occupational Health						
10/08/2021	Bill	13266	Yes	Hubdoc - 224932591 - INV13266	202100 Accounts Payable	100.00
10/13/2021	Bill Payment (Check)	7803779	Yes		101000 Cash/Investments:General Fund	-100.00
Montana State Fund						
10/18/2021	Bill	13111963	Yes	Hubdoc - 227905211 - INV13111963	202100 Accounts Payable	3,074.91
10/26/2021	Bill Payment (Check)	7803791	Yes	03-134600-0	101000 Cash/Investments:General Fund	-3,074.91
Montana State University						
10/18/2021	Bill	161-110	Yes	Hubdoc - 227905208 - INV161-110	202100 Accounts Payable	600.00
10/26/2021	Bill Payment (Check)	7803788	Yes		101000 Cash/Investments:General Fund	-600.00
Murdochs						
10/27/2021	Credit Card Expenditure		Yes	R6 Foam system	210580 Costco Citi Card - Prato 2005	25.00
NAPA Auto Parts						
10/12/2021	Bill Payment (Check)	7803756	Yes	12342	101000 Cash/Investments:General Fund	-265.52
10/31/2021	Bill	12342/10.3121	Yes	Hubdoc - 232030419 - INV12342/10.3121	202100 Accounts Payable	249.79
Northwestern Energy						
10/11/2021	Bill	1196979-7/10.11.21	Yes	Hubdoc - 224619315 - INV1196979-7/10.11.21	202100 Accounts Payable	493.25
10/11/2021	Bill	325724-4/10.11.21	Yes	Hubdoc - 224619314 - INV325724-4/10.11.21	202100 Accounts Payable	81.27
10/11/2021	Bill	3091809-8/10.11.21	Yes	Hubdoc - 224619313 - INV3091809-8/10.11.21	202100 Accounts Payable	353.42
10/11/2021	Bill	0180737-9/10.11.21	Yes	Hubdoc - 224619306 - INV0180737-9/10.11.21	202100 Accounts Payable	114.99
10/12/2021	Bill Payment (Check)	7803762	Yes		101000 Cash/Investments:General Fund	-1,042.93
10/12/2021	Bill	0180089-5/10.12.21	Yes	Hubdoc - 224932597 - INV0180089-5/10.12.21	202100 Accounts Payable	43.93
10/13/2021	Bill Payment (Check)	7803776	Yes		101000 Cash/Investments:General Fund	-43.93

Hyalite Rural Fire District

Transaction List by Vendor

October 2021

DATE	TRANSACTION TYPE	NUM	POSTING	MEMO/DESCRIPTION	ACCOUNT	AMOUNT
Owenhouse-Ace Hardware						
10/28/2021	Bill	191619/10.28.21	Yes	Hubdoc - 232030447 - INV191619/10.28.21	202100 Accounts Payable	1,299.15
Padholdr Products						
10/21/2021	Credit Card Expenditure		Yes	IPad holders	210580 Costco Citi Card - Prato 2005	160.25
Papa Johns						
10/27/2021	Credit Card Expenditure		Yes	dinner for leadership	210590 Costco Citi Card - Dahlhauser 4822	113.68
PayneWest Insurance						
10/06/2021	Bill	313946	Yes	Hubdoc - 224932595 - INV313946	202100 Accounts Payable	398.00
10/13/2021	Bill Payment (Check)	7803774	Yes		101000 Cash/Investments:General Fund	-398.00
People Facts						
10/01/2021	Bill	gg86717	Yes	Hubdoc - 224619294 - INVgg86717	202100 Accounts Payable	431.79
10/12/2021	Bill Payment (Check)	7803753	Yes		101000 Cash/Investments:General Fund	-431.79
PERS						
10/08/2021	Check		Yes		101000 Cash/Investments:General Fund	-398.03
Poindexter's						
10/18/2021	Bill	4949	Yes	Hubdoc - 227905212 - INV4949	202100 Accounts Payable	455.00
10/26/2021	Bill Payment (Check)	7803794	Yes		101000 Cash/Investments:General Fund	-455.00
Popeye's Chicken						
10/10/2021	Credit Card Expenditure		Yes	Lunch	210590 Costco Citi Card - Dahlhauser 4822	11.98
RAE Water						
10/22/2021	Bill	GH5370-00&FIRE-00	Yes	Hubdoc - 232030368 - INVGH5370-00&FIRE-00	202100 Accounts Payable	144.79
Republic Services						
10/12/2021	Bill Payment (Check)	7803759	Yes		101000 Cash/Investments:General Fund	-265.21
10/28/2021	Bill	0886-001728626	Yes	Hubdoc - 232030379 - INV0886-001728626	202100 Accounts Payable	152.60
10/28/2021	Bill	0886-001727733	Yes	Hubdoc - 232030377 - INV0886-001727733	202100 Accounts Payable	114.45
Ressler						
10/19/2021	Bill	1101848	Yes	Hubdoc - 227905220 - INV1101848	202100 Accounts Payable	740.53
10/26/2021	Bill Payment (Check)	7803796	Yes	56595	101000 Cash/Investments:General Fund	-740.53
Rosas Pizza						
10/24/2021	Credit Card Expenditure		Yes		210585 Costco Citi Card - Malone 5334	177.00
10/27/2021	Credit Card Expenditure		Yes	Training meal	210570 Costco Citi Card - Nickolay 7029	197.00
Rosauers						
10/15/2021	Credit Card Credit		Yes		210585 Costco Citi Card - Malone 5334	-716.52
10/27/2021	Credit Card Expenditure		Yes	Stamps	210595 Costco Citi Card - Wyman 9122	116.00
RW & JW Enterprises						
10/21/2021	Bill	Invoice 10-21-21	Yes	Hubdoc - 232030363 - INVInvoice 10-21-21	202100 Accounts Payable	135.90
Sign Solutions						
10/01/2021	Bill	SS59229	Yes	Hubdoc - 224619301 - INVSS59229	202100 Accounts Payable	129.65
10/12/2021	Bill Payment (Check)	7803758	Yes		101000 Cash/Investments:General Fund	-129.65
Southwest						
10/14/2021	Credit Card Expenditure		Yes	Training	210580 Costco Citi Card - Prato 2005	267.97
Stryker Sales Corporation						
10/12/2021	Bill Payment (Check)	7803768	Yes		101000 Cash/Investments:General Fund	-33,125.98
10/18/2021	Bill	3553458	Yes	Hubdoc - 232030388 - INV3553458	202100 Accounts Payable	4,972.76
10/26/2021	Bill Payment (Check)	7803783	Yes		101000 Cash/Investments:General Fund	-903.75
The Home Depot						
10/30/2021	Credit Card Expenditure		Yes	Shop supplies	210580 Costco Citi Card - Prato 2005	28.02
The Montana Club						

Hyalite Rural Fire District

Transaction List by Vendor

October 2021

DATE	TRANSACTION TYPE	NUM	POSTING	MEMO/DESCRIPTION	ACCOUNT	AMOUNT
10/14/2021	Credit Card Expenditure		Yes	Dinner	210590 Costco Citi Card - Dahlhauser 4822	51.56
Town and Country						
10/01/2021	Bill	5863770/10.1.21	Yes	Hubdoc - 224619321 - INV5863770/10.1.21	202100 Accounts Payable	131.55
10/01/2021	Credit Card Expenditure		Yes	training dinner	210590 Costco Citi Card - Dahlhauser 4822	133.66
10/12/2021	Bill Payment (Check)	7803770	Yes		101000 Cash/Investments:General Fund	-131.55
Town Pump						
10/01/2021	Credit Card Expenditure		Yes	C6	210100 Conoco	55.50
10/06/2021	Credit Card Expenditure		Yes	C-6-4	210100 Conoco	32.15
10/06/2021	Credit Card Expenditure		Yes	WT6-1	210100 Conoco	24.34
10/06/2021	Credit Card Expenditure		Yes	W6-2(1)	210100 Conoco	26.78
10/06/2021	Credit Card Expenditure		Yes	E6	210100 Conoco	49.67
10/07/2021	Credit Card Expenditure		Yes	QRU6	210100 Conoco	22.98
10/08/2021	Credit Card Expenditure		Yes	C-6-4	210100 Conoco	33.02
10/08/2021	Credit Card Expenditure		Yes	E-6-3	210100 Conoco	26.54
10/14/2021	Credit Card Expenditure		Yes	C-6-4	210100 Conoco	46.41
10/15/2021	Credit Card Expenditure		Yes	QRU6	210100 Conoco	21.11
10/16/2021	Credit Card Expenditure		Yes	E6-3	210100 Conoco	43.04
10/16/2021	Credit Card Expenditure		Yes	C6-3	210100 Conoco	34.78
10/19/2021	Credit Card Expenditure		Yes	E-6-1	210100 Conoco	16.63
10/19/2021	Credit Card Expenditure		Yes	C6-3	210100 Conoco	37.11
10/20/2021	Credit Card Expenditure		Yes	WT6	210100 Conoco	26.32
10/21/2021	Credit Card Expenditure		Yes	C-6-4	210100 Conoco	43.49
10/25/2021	Credit Card Expenditure		Yes	C-6-2	210100 Conoco	54.38
Unemployment Insurance Division						
10/12/2021	Bill Payment (Check)	7803771	Yes		101000 Cash/Investments:General Fund	-184.97
United States Treasury						
10/08/2021	Check	FIB PAY	Yes	81-2360037	101000 Cash/Investments:General Fund	-4,078.08
Verizon						
10/23/2021	Bill	9891337648	Yes	Hubdoc - 232030439 - INV9891337648	202100 Accounts Payable	1,399.88
Wendy's						
10/16/2021	Credit Card Expenditure		Yes	Lunch	210590 Costco Citi Card - Dahlhauser 4822	18.58
Wex Bank						
10/23/2021	Bill	109722-9/10.23.21	Yes	Hubdoc - 227905227 - INV109722-9/10.23.21	202100 Accounts Payable	1,158.05
10/26/2021	Bill Payment (Check)	7803792	Yes	0203-00-109722-9	101000 Cash/Investments:General Fund	-1,158.05
Whalen Tire Bozeman						
10/25/2021	Bill	6273/10.25.21	Yes	Hubdoc - 232030425 - INV6273/10.25.21	202100 Accounts Payable	2,501.40
Wingate						
10/17/2021	Credit Card Expenditure		Yes	Command class	210585 Costco Citi Card - Malone 5334	184.52

Hyalite Rural Fire District

Check Detail

October 2021

DATE	TRANSACTION TYPE	NUM	NAME	MEMO/DESCRIPTION	CLR	AMOUNT
100000	Cash/Investments					
101000	General Fund					
10/07/2021	Check	7803751	Montana Firemen's Association	Montana Firemen's Association		-311.69
						-311.69
10/08/2021	Check	FIB PAY	Montana Dept. of Revenue	6442692-002-WTH		-1,548.00
				MT - Withholding		-1,548.00
10/08/2021	Check	FIB PAY	United States Treasury	81-2360037		-4,078.08
				Federal Withholding		-3,130.00
				Medicare Company		-474.04
				Medicare Employee		-474.04
10/08/2021	Check		FURS			-7,733.73
				FURS-Employee		-3,302.11
				FURS-Employer		-4,431.62
10/08/2021	Check		PERS			-398.03
				PERS-Employee		-187.50
				PERS-Employer		-210.53
10/12/2021	Bill Payment (Check)	7803752	Knife River			-36,250.00
10/12/2021	Bill Payment (Check)	7803753	People Facts			-431.79
10/12/2021	Bill Payment (Check)	7803754	Michael Buffington			-124.20
10/12/2021	Bill Payment (Check)	7803755	Industrial Comm & Elec of Bozeman			-544.00
10/12/2021	Bill Payment (Check)	7803756	NAPA Auto Parts	12342		-265.52
10/12/2021	Bill Payment (Check)	7803757	Connect Telephone and Computer Group			-60.00
10/12/2021	Bill Payment (Check)	7803758	Sign Solutions			-129.65
10/12/2021	Bill Payment (Check)	7803759	Republic Services			-265.21
10/12/2021	Bill Payment (Check)	7803760	Delta Dental			-157.24
10/12/2021	Bill Payment (Check)	7803761	Bozeman Chronicle	347411		-62.45
10/12/2021	Bill Payment (Check)	7803762	Northwestern Energy			-1,042.93
10/12/2021	Bill Payment (Check)	7803763	Big Sky Fire Equipment			-684.87
10/12/2021	Bill Payment (Check)	7803764	BALCO			-217.00
10/12/2021	Bill Payment (Check)	7803765	Anderson ZurMuehlen	142167.700		-4,200.00
10/12/2021	Bill Payment (Check)	7803766	Big Sky Publishing			-22.00
10/12/2021	Bill Payment (Check)	7803767	General Distributing Co.	56625		-221.00
10/12/2021	Bill Payment (Check)	7803768	Stryker Sales Corporation			-33,125.98
10/12/2021	Bill Payment (Check)	7803769	Bound Tree Medical			-901.55
10/12/2021	Bill Payment (Check)	7803770	Town and Country			-131.55
10/12/2021	Bill Payment (Check)	7803771	Unemployment Insurance Division			-184.97
10/12/2021	Bill Payment (Check)	7803772	Best Rate Diesel Repair Inc.			-1,890.77

Hyalite Rural Fire District

Check Detail

October 2021

DATE	TRANSACTION TYPE	NUM	NAME	MEMO/DESCRIPTION	CLR	AMOUNT
10/13/2021	Bill Payment (Check)	7803773	Charter Communications	8313200110672244		-273.32
10/13/2021	Bill Payment (Check)	7803774	PayneWest Insurance			-398.00
10/13/2021	Bill Payment (Check)	7803775	Century Link			-239.74
10/13/2021	Bill Payment (Check)	7803776	Northwestern Energy			-43.93
10/13/2021	Bill Payment (Check)	7803777	Farstad Oil	184000		-2,844.87
10/13/2021	Bill Payment (Check)	7803778	BlueCross BlueShield of Montana			-2,625.98
10/13/2021	Bill Payment (Check)	7803779	Montana Occupational Health			-100.00
10/26/2021	Bill Payment (Check)	7803780	Brian Nickolay.			-148.58
10/26/2021	Bill Payment (Check)	7803781	Colin Prato.			-23.14
10/26/2021	Bill Payment (Check)	7803782	Collin Rose.			-144.00
10/26/2021	Bill Payment (Check)	7803783	Stryker Sales Corporation			-903.75
10/26/2021	Bill Payment (Check)	7803784	Century Link			-43.29
10/26/2021	Bill Payment (Check)	7803785	Door Tech Incorporated			-15,023.00
10/26/2021	Bill Payment (Check)	7803786	Grass Monkey Lawn Care			-290.00
10/26/2021	Bill Payment (Check)	7803787	MICHAEL HILBERT			-26.37
10/26/2021	Bill Payment (Check)	7803788	Montana State University			-600.00
10/26/2021	Bill Payment (Check)	7803789	DirectTV	029404001		-175.99
10/26/2021	Bill Payment (Check)	7803790	CentralSquare Technologies LLC			-1,080.00
10/26/2021	Bill Payment (Check)	7803791	Montana State Fund	03-134600-0		-3,074.91
10/26/2021	Bill Payment (Check)	7803792	Wex Bank	0203-00-109722-9		-1,158.05
10/26/2021	Bill Payment (Check)	7803793	Citi Card			-5,593.60
10/26/2021	Bill Payment (Check)	7803794	Poindexter's			-455.00
10/26/2021	Bill Payment (Check)	7803795	L.N. Curtis and Sons			-297.81
10/26/2021	Bill Payment (Check)	7803796	Ressler	56595		-740.53

**HYALITE RURAL FIRE DISTRICT
BOARD OF TRUSTEES REGULAR PUBLIC MEETING
SYNOPSIS**

DATE: OCTOBER 19, 2021

TIME: 7:00 p.m.

LOCATION: Sourdough Fire Station, 4541 S. 3rd Rd., Bozeman, Montana

In compliance with [MCA 2017 2-3-212](#) and the Hyalite Rural Fire District Bylaws, the minutes of HRFD Board of Trustees open public meetings are comprised of an audio recording and a written synopsis. The audio recording is designated as the official record of a meeting. The written synopsis serves to assist the public in accessing portions of the audio recording and is a good faith attempt to provide the public with another method to be informed about the actions of the Board. The minutes are available to the public at www.hyalitefire.org/board-meeting-minutes/ or at the Hyalite Rural Fire District Administrative Offices, 4541 S. 3rd Rd., Bozeman, MT, during its standard business hours.

TRUSTEES IN ATTENDANCE:

Pete Geddes
Justin Miller
Jason Jarrett
Ken Beideman

STAFF IN ATTENDANCE:

Brian Nickolay, Fire Chief
Chris Dahlhauser, Assistant Fire Chief
Sheryl Wyman, Administrative Assistant

PUBLIC IN ATTENDANCE:

None

0:00:06	CALL TO ORDER OF HYALITE RURAL FIRE DISTRICT Chair Geddes called the meeting to order and asked for any public comment on non-agenda items. None given. HYALITE CONSENT AGENDA Chair Geddes asks if there are any requests to pull anything from the Consent Agendas. None given. Motion: Chair Geddes asks for a motion to approve the consent agenda. Trustee Jarrett moves to approve the consent agenda. Trustee Miller seconded the motion. Vote: Jarrett-Yes; Beideman-Yes; Miller-Yes Geddes-Yes. Unanimous approval.
----------------	--

	<i>[See September 21, 2021 Board Packet for Consent Agenda items Approved]</i>
	REGULAR AGENDA
0:01:01	<p>Agenda Item 2 – Fire Chief’s Report</p> <p>Chief Nickolay discusses his Chief’s Report and goes through the items. Calls have increased from last year. Roster is up to 53 volunteers, higher than it’s been for a while. Residences are full. Eight volunteers at Sourdough; four at Cottonwood; and four at the Rae Station. Day staffing is working really well. The Academy is ongoing and going well.</p> <p>The acoustic company is coming to meeting to work on the acoustics. The set up facing north is better for acoustics.</p> <p>The new ambulance should be ready next month and will be decaled. The new command trucks are being finished with decals, lights, and radios.</p> <p>Data is being collected for the needs of a new fire station. Surveys have gone out to past and present residents of the fire station.</p> <p>Chair Geddes asked for board questions. Chair Geddes asks if training has begun. Chief Nickolay states training is currently ongoing since Assistant Chief Dahlhauser came on board. There will be work to be done at the board level to make the final decision on the billing rate. Staff will be meeting to see what will be needed at the administrative level and operational level, including training. Chair Geddes discusses the need to keep working with Steve White’s spreadsheet and the work that was done with the committee. Trustee Miller asks why decals for the ambulance. Chief Nickolay states it was cheaper.</p> <p><i>(See Attachment A – Fire Chief’s Report with attachments - Major Incidents Report; Types of Calls Report; NWE Statement)</i></p>
0:07:57	<p>Trustee Activities</p> <p>Pursuant to the Governance Policy the Board is to monitor and discuss the Board’s own process and performance, including its relationship with appointed staff. Ensure the continuity of its governance capability through education and training.</p> <p>Discussion is held regarding processes the trustees need to take if there are any issues to discuss.</p> <p>Trustee Jarrett feels the policies and process works when there is good staff. Policies are reviewed every year. Chief Nickolay states the board does a great job and is a mark above.</p>
0:10:24	<p>Agenda Item 3 – Discussion – Capital Replacement Plan</p> <p>Chief Nickolay presents the capital replacement plan spreadsheets. The changes were made to the initial spreadsheet by changing the title of the columns and</p>

	<p>moving them around. Trustee Zidack was interested in seeing different percentages on contributions. The three sheets presented have a 2%, 4, 5, and 6% on the plan. There is a significant impact with the changes in the contribution. Both the five and six increase puts the plan in the black.</p> <p>Chair Geddes asks what control we have as far as making sure we don't get into the red. Chief Nickolay feels we are going to need a balance increase in three to five years. He feels the apparatus and equipment we have on hand we are where we need to be. Chair Geddes goes through the chart regarding the years we are in the red or black. Chief Nickolay states we will need to make decisions on what we replace. The next couple of years requires the replacement of engines. Discussion is held regarding the radio needs for the county and what needs to be replaced and supplemented.</p> <p>Discussion is held regarding timelines for ordering of apparatus and extending the life of the vehicle. Chief Nickolay and Assistant Chief Dahlhauser went to the State Chief's conference this past weekend and talked with the salesman from Hughes Fire and they are 17 months out from delivery of a product.</p> <p>Chair Geddes is interested in seeing what our free cash flow from operating costs would be available. This will be placed on as an agenda item for next month's meeting. Chief Nickolay feels we are more in the range of a 5% contribution. Trustee Miller asks for FY22 what have we already committed to purchase. Chief Nickolay states we will get the ambulance and C-6-2 has been purchased. Chief Nickolay discusses other items in the plan and how their life will be extended.</p> <p>Discussion is held between the trustees. Trustee Jarrett discusses being able to move items and the issues that can happen. Further discussion held regarding the radios. Grants will also be looked into.</p> <p>Chair Geddes requests an agenda item for discussion and decision to increase capital contribution from 2 to 5% for the annual budget.</p> <p>Chair Geddes asks for any further board discussion. None given.</p> <p><i>(See Attachment B-Capital Improvement Plan- Charts with 2, 4, 5, and 6% Capital Contribution Rates)</i></p>
0:29:55	<p>Bill Poindexter from Poindexter's is present to discuss the work they've done regarding acoustics in the conference room. He first gives his appreciation and thanks the group for all they do. Because of that he will try to keep the costs done to try and give back. He feels more acoustic panels may be needed. He provides other suggestions for helping the sound. Chair Geddes thanks him for his work and asks that he works further with the Chief.</p>
0:33:38	<p>Announcements</p> <ul style="list-style-type: none"> • Department Holiday Party is set for December 10th at the Beall Center. • Audit is being performed. The board may hear from the auditors.

	<ul style="list-style-type: none"> • We received a dividend for 2019 from Montana State Fund in the amount of \$5,442 for our safety success; almost a third of the premium. • Night with Santa is scheduled for December 8th. • Next board meeting set for THURSDAY, NOVEMBER 18 at the Sourdough Station.
0:36:45	ADJOURNMENT



Hyalite Rural Fire District

Fire Chief's Report

October 2021

Prepared by: Fire Chief Brian Nickolay

1. The Hyalite Fire Department has responded to 475 calls in 2021 (as of 10/01/2021).
 - We were at 426 calls on October 1st 2020
 - We were at 395 calls on October 1st 2019
 - We were at 386 calls on October 1st 2018
2. Our current roster is at 53 members (effective 9/27/2021).
3. We currently have 8 resident firefighters living at the Sourdough Fire Station.
 - Sourdough resident firefighters continue to fill weekend shifts Friday 7pm – Monday 7am
4. We currently have 4 resident firefighters living at the Cottonwood Fire Station.
 - Cottonwood resident firefighters continue to fill week day night shifts Monday – Thursday 7pm – 7am.
 - Jake Switzer moved to a renter position at the Rae house and Nate Leahy has moved into the Cottonwood Station in the last month.
5. We now have 4 resident renters at the Rae house.
6. Non-resident firefighters continue to cover six hour shifts at the Sourdough Fire Station on Monday – Friday 7am – 7pm. This staffing level is allowing us to keep a crew on duty at the fire station 24 hours a day, 7 days a week.
7. We continue our regular training every Wednesday night and command training twice a month.
8. Open burning was re-opened on October 9th thanks to moisture we received from recent weather events.
9. We assisted the Gallatin Gateway Fire District with a commercial structure fire on October 6th. We were able to provide Gateway fire with one command, one engine and three water tenders.
10. Our fall firefighter recruit academy is well underway. We brought on 8 new volunteer firefighters for the fall academy. We estimate the fall academy to finish in December.
11. We are continuing to work with an acoustics company to address the sound issues in the Sourdough Station conference room. We hope to have a sound test done soon.
12. We have received the notification our new ambulance will be completed in November. Staff will be traveling to Apgar Ambulance in Kalispell to inspect the vehicle once completed.
13. Our 2 new command trucks are coming along in their built process. Both trucks have been decaled by SCS wraps. They will now go to Industrial Communications for radio and light package installation. We estimate both trucks to be in service in November.
14. Staff is working on collecting data for needs of a new Rae Fire Station. We plan to have a report to provide to the board of trustees in November.
15. We have experienced no firefighter injuries or significant mechanical breakdowns in the last month.

Hvalite Fire Department

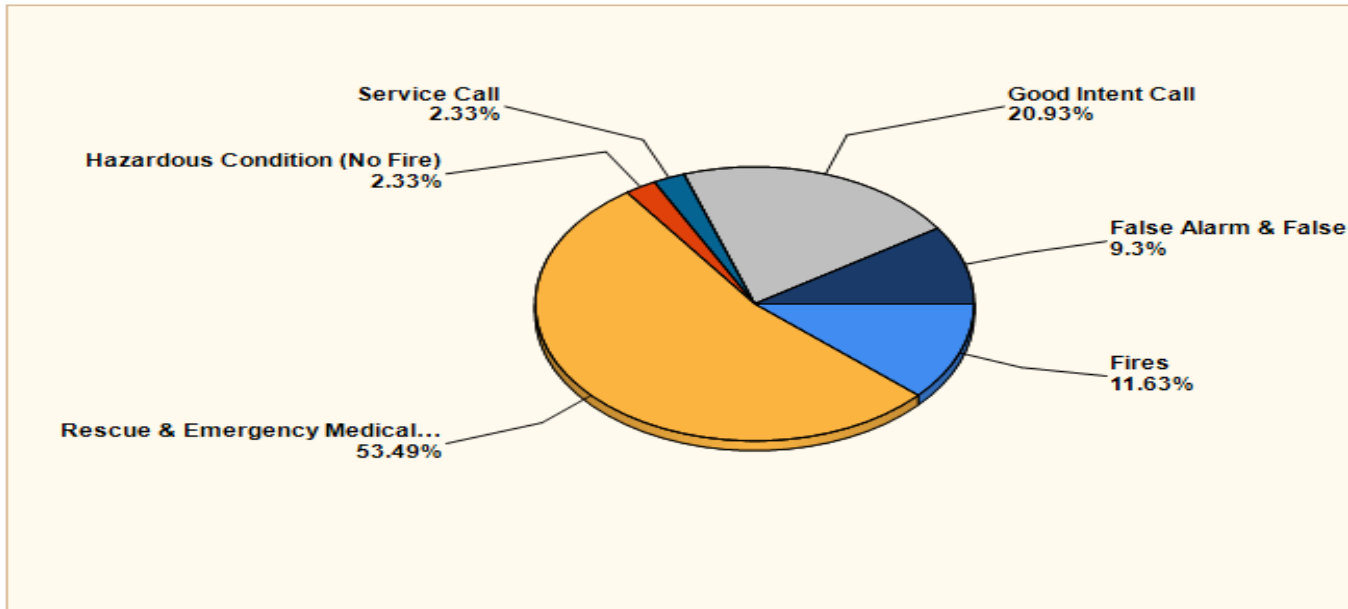
Bozeman, MT

Attachment A

This report was generated on 10/5/2021 12:45:35 PM

Breakdown by Major Incident Types for Date Range

Zone(s): All Zones | Start Date: 09/01/2021 | End Date: 09/30/2021



MAJOR INCIDENT TYPE	# INCIDENTS	% of TOTAL
Fires	5	11.63%
Rescue & Emergency Medical Service	23	53.49%
Hazardous Condition (No Fire)	1	2.33%
Service Call	1	2.33%
Good Intent Call	9	20.93%
False Alarm & False Call	4	9.3%
TOTAL	43	100%

Hyalite Fire Department

Bozeman, MT

This report was generated on 10/5/2021 12:55:32 PM

Attachment A



Incident Count per User-Defined Fields for Date Range

Start Date: 09/01/2021 | End Date: 09/30/2021

ANSWERS	# INCIDENTS
USER-DEFINED FIELD: For EMS calls was this an Alpha, Bravo, Charlie, Delta or Echo call type?	
Alpha	4
Bravo	2
Charlie	6
Delta	3
Echo	1
MVA	6

USER-DEFINED FIELD: For EMS calls what was the outcome of the patients?	
MVA with at least one patient transport by AMR	1
MVA with no transport	4
Refusal	7
Transported by AMR	11



Customer Service: 888-467-2669

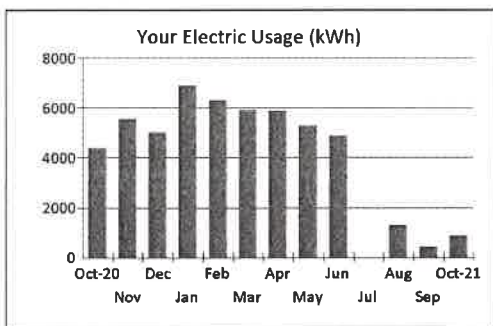
CUSTOMER: HYALITE RURAL FIRE DISTRICT

ACCOUNT NUMBER: 3091809-8

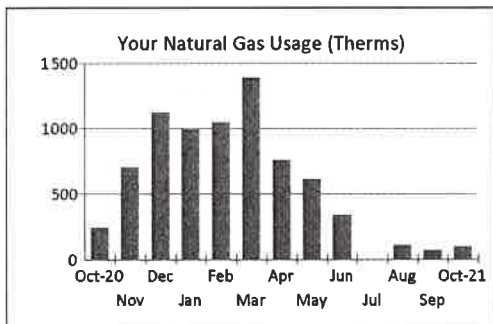
ACCOUNT DESCRIPTION:

BILLING DATE: October 11, 2021

Service Address: 4541 S 3RD RD FIRE, BOZEMAN MT 59715



	Oct 2020	Sep 2021	Oct 2021
Days of Service	34	33	29
kWh Used	4400	440	880
Avg. kWh per day	129.4	13.3	30.3
Avg. cost per day	\$16.70	\$5.95	\$8.45
Avg. daily temp (°F)	58	63	59



	Oct 2020	Sep 2021	Oct 2021
Days of Service	34	33	29
Therms Used	240.00	69.00	93.00
Avg. Therms per day	7.1	2.1	3.2
Avg. cost per day	\$5.80	\$2.64	\$3.74
Avg. daily temp (°F)	58	63	59

DUE DATE	TOTAL AMOUNT DUE
October 27, 2021	\$ 353.42

ACCOUNT SUMMARY

Previous Balance		\$ 616.67
Payments Received	September 20, 2021 Thank you	\$ (616.67)
Current Charges		\$ 353.42

Total Amount Due \$ 353.42

SUMMARY OF CURRENT CHARGES

	Delivery Service	Supply Service	TOTAL
Electric Service	\$ 129.50	\$ 57.48	\$ 186.98
Natural Gas Service	\$ 61.61	\$ 35.73	\$ 97.34
State and Local Taxes	\$ 64.38	\$ 4.72	\$ 69.10

Total Current Charges \$ 255.49 \$ 97.93 \$ 353.42

BUDGET BILLING INFORMATION

Due to usage history or account status, you are not eligible for budget billing at this time.

IMPORTANT ACCOUNT INFORMATION

Date rec 10/12/2021
Approved [Signature] Date 10/12/21
Account # 420 941
Entered by/date _____

MESSAGE BOARD

Effective 10/01/2021, electric supply rates have increased from the previous month as a result of the supply tracker.
Effective 10/01/2021, gas supply rates have increased from the previous month as a result of the supply tracker.
For questions about your bill or service, call NorthWestern Energy at 888-467-2669 (Monday through Friday, 7 a.m.-6 p.m). For information or to make a payment, visit us at: www.northwesternenergy.com.

Please return this portion of your bill with your payment.

0000000061667 0000000035342 0000000035342

ACCOUNT NUMBER	DUE DATE	TOTAL AMOUNT DUE	AMOUNT ENCLOSED
3091809-8	October 27, 2021	\$ 353.42	

NORTHWESTERN ENERGY
BUTTE, MT 59707-0001

#BWNKJDL *****AUTO**5-DIGIT 59715
#AHSP YQXP Y8 # 21637 140
HYALITE RURAL FIRE DISTRICT
4541 S 3RD RD
BOZEMAN MT 597158002

HRFD October 19, 2021 Regular Meeting Synopsis Page 8 of 12

0000 000000000 30918098 00000035342

Fiscal Year	Capital Contribution 2%	Total Cost with salvage - unadjusted	Inflation Indexed 3%	Replacement Cost	Starting Balance \$1,300,850.35	Description
2022	\$ 303,622.02	\$ 732,050.00	1.00	\$ 732,050.00	\$ 568,800.35	C-6-2, WT-6-2, AMB 6-1, U-6, 2 1/2" hose, 5" 100' hose, Portable Generators, E-6-3 Extrication Equip, Rescue Chainsaws, Rotary Saws
2023	\$ 309,694.46	\$ 1,004,699.00	1.03	\$ 1,034,839.97	\$ (156,345.16)	C-6-4, E-6-2, 19 Mobile Radios, E-6-2 Extrication Equip,
2024	\$ 315,888.35	\$ 893,500.00	1.06	\$ 947,914.15	\$ (788,370.96)	C-6, E-6-3, AMB 6, TICs, Air Quality Monitors,
2025	\$ 322,206.12	\$ -	1.09	\$ -	\$ (466,164.84)	
2026	\$ 328,650.24	\$ 72,950.00	1.13	\$ 82,105.87	\$ (219,620.47)	SCBA Compressor, SCBA Fill Station, E-6 Extrication Equipment,
2027	\$ 335,223.24	\$ -	1.16	\$ -	\$ 115,602.77	
2028	\$ 341,927.71	\$ -	1.19	\$ -	\$ 457,530.48	
2029	\$ 348,766.26	\$ 80,000.00	1.23	\$ 98,389.91	\$ 707,906.83	TICs, Air Quality Monitors, AEDs,
2030	\$ 355,741.59	\$ 94,450.00	1.27	\$ 119,646.43	\$ 944,001.99	C-6-3, E-6-1 Extrication Equipment,
2031	\$ 362,856.42	\$ 1,371,050.00	1.30	\$ 1,788,909.27	\$ (482,050.87)	SCBAs, Portable Radios, Mobile Radios, Base Station Radios, Ventilation Fans, Lifepak Monitors
2032	\$ 370,113.55	\$ 373,550.00	1.34	\$ 502,019.96	\$ (613,957.28)	C-6-1, C-6-2, AMB 6-1, 2 1/2" hose, 5" 100' hose, E-6-3 Extrication Equip,
2033	\$ 377,515.82	\$ 724,450.00	1.38	\$ 1,002,808.23	\$ (1,239,249.69)	C-6-4, E-6, E-6-2 Extrication Equip,
2034	\$ 385,066.14	\$ 258,500.00	1.43	\$ 368,559.19	\$ (1,222,742.74)	AMB 6, U-6, TICs, Air Quality Monitors,
2035	\$ 392,767.46	\$ -	1.47	\$ -	\$ (829,975.29)	
2036	\$ 400,622.81	\$ 94,450.00	1.51	\$ 142,864.10	\$ (572,216.58)	C-6, E-6 Extrication Equipment,
2037	\$ 408,635.26	\$ 23,500.00	1.56	\$ 36,612.23	\$ (200,193.55)	Portable Generators, Rescue Chainsaws, Rotary Saws,
2038	\$ 416,807.97	\$ -	1.60	\$ -	\$ 216,614.42	
2039	\$ 425,144.13	\$ 420,000.00	1.65	\$ 694,196.01	\$ (52,437.46)	WT-6, TICs, Air Quality Monitors, AEDs,
2040	\$ 433,647.01	\$ 94,450.00	1.70	\$ 160,794.80	\$ 220,414.75	C-6-3, E-6-1 Extrication Equipment,
2041	\$ 442,319.95	\$ 1,409,050.00	1.75	\$ 2,470,777.70	\$ (1,808,043.00)	SCBAs, SCBA Compressor, SCBA Fill Station, Portable Radios, Mobile Radios, Base Station Radios, Ventilation Fans, Lifepak Monitors
2042	\$ 451,166.35	\$ 718,870.00	1.81	\$ 1,298,359.18	\$ (2,655,235.84)	C-6-1, C-6-2, WT-6-1, AMB 6-1, 2 1/2" hose, 5" 100' hose, Little Giant Ladders, 14' Roof Ladders, 24' Ext. Ladders, E-6-2 Extrication Equip,
2043	\$ 460,189.68	\$ 724,450.00	1.86	\$ 1,347,690.40	\$ (3,542,736.56)	C-6-4, E-6-2, E-6-2 Extrication Equip,
2044	\$ 469,393.47	\$ 834,000.00	1.92	\$ 1,598,030.24	\$ (4,671,373.33)	E-6-3, AMB 6, TICs, Air Quality Monitors,
2045	\$ 478,781.34	\$ -	1.97	\$ -	\$ (4,192,591.99)	
2046	\$ 488,356.97	\$ 89,450.00	2.03	\$ 181,833.43	\$ (3,886,068.46)	U-6, E-6 Extrication Equipment,
2047	\$ 498,124.11	\$ 340,000.00	2.09	\$ 711,884.50	\$ (4,099,828.85)	WT-6-2
2048	\$ 508,086.59	\$ 59,500.00	2.16	\$ 128,317.18	\$ (3,720,059.44)	C-6
2049	\$ 518,248.32	\$ 80,000.00	2.22	\$ 177,703.12	\$ (3,379,514.24)	TICs, Air Quality Monitors, AEDs,
2050	\$ 528,613.29	\$ 724,450.00	2.29	\$ 1,657,489.20	\$ (4,508,390.16)	C-6-3, E-6-1, E-6-1 Extrication Equipment,
2051	\$ 539,185.55	\$ 1,371,050.00	2.36	\$ 3,230,969.14	\$ (7,200,173.75)	SCBAs, Portable Radios, Mobile Radios, Base Station Radios, Ventilation Fans, Lifepak Monitors,
2052	\$ 549,969.26	\$ 353,050.00	2.43	\$ 856,945.02	\$ (7,507,149.50)	C-6-1, C-6-2, AMB 6-1, 2 1/2" hose, 5" 100' hose, Portable Generators, E-6-2 Extrication Equip, Rescue Chainsaws, Rotary Saws

Hyalite Fire Capital Improvement Plan F/Y 2022

Fiscal Year	Capital Contribution 4%	Total Cost with salvage - unadjusted	Inflation Indexed 3%	Replacement Cost	Starting Balance \$1,300,850.35	Description
2022	\$ 303,622.02	\$ 732,050.00	1.00	\$ 732,050.00	\$ 568,800.35	C-6-2, WT-6-2, AMB 6-1, U-6, 2 1/2" hose, 5" 100' hose, Portable Generators, E-6-3 Extrication Equip, Rescue Chainsaws, Rotary Saws
2023	\$ 315,766.90	\$ 1,004,699.00	1.03	\$1,034,839.97	\$ (150,272.72)	C-6-4, E-6-2, 19 Mobile Radios, E-6-2 Extrication Equip,
2024	\$ 328,397.58	\$ 893,500.00	1.06	\$ 947,914.15	\$ (769,789.29)	C-6, E-6-3, AMB 6, TICs, Air Quality Monitors,
2025	\$ 341,533.48	\$ -	1.09	\$ -	\$ (428,255.81)	
2026	\$ 355,194.82	\$ 72,950.00	1.13	\$ 82,105.87	\$ (155,166.86)	SCBA Compressor, SCBA Fill Station, E-6 Extrication Equipment,
2027	\$ 369,402.61	\$ -	1.16	\$ -	\$ 214,235.75	
2028	\$ 384,178.72	\$ -	1.19	\$ -	\$ 598,414.47	
2029	\$ 399,545.86	\$ 80,000.00	1.23	\$ 98,389.91	\$ 899,570.42	TICs, Air Quality Monitors, AEDs,
2030	\$ 415,527.70	\$ 94,450.00	1.27	\$ 119,646.43	\$ 1,195,451.69	C-6-3, E-6-1 Extrication Equipment,
2031	\$ 432,148.81	\$ 1,371,050.00	1.30	\$1,788,909.27	\$ (161,308.78)	SCBAs, Portable Radios, Mobile Radios, Base Station Radios, Ventilation Fans, Lifepak Monitors
2032	\$ 449,434.76	\$ 373,550.00	1.34	\$ 502,019.96	\$ (213,893.98)	C-6-1, C-6-2, AMB 6-1, 2 1/2" hose, 5" 100' hose, E-6-3 Extrication Equip,
2033	\$ 467,412.15	\$ 724,450.00	1.38	\$1,002,808.23	\$ (749,290.06)	C-6-4, E-6, E-6-2 Extrication Equip,
2034	\$ 486,108.64	\$ 258,500.00	1.43	\$ 368,559.19	\$ (631,740.61)	AMB 6, U-6, TICs, Air Quality Monitors,
2035	\$ 505,552.98	\$ -	1.47	\$ -	\$ (126,187.63)	
2036	\$ 525,775.10	\$ 94,450.00	1.51	\$ 142,864.10	\$ 256,723.37	C-6, E-6 Extrication Equipment,
2037	\$ 546,806.11	\$ 23,500.00	1.56	\$ 36,612.23	\$ 766,917.24	Portable Generators, Rescue Chainsaws, Rotary Saws,
2038	\$ 568,678.35	\$ -	1.60	\$ -	\$ 1,335,595.59	
2039	\$ 591,425.48	\$ 420,000.00	1.65	\$ 694,196.01	\$ 1,232,825.07	WT-6, TICs, Air Quality Monitors, AEDs,
2040	\$ 615,082.50	\$ 94,450.00	1.70	\$ 160,794.80	\$ 1,687,112.77	C-6-3, E-6-1 Extrication Equipment,
2041	\$ 639,685.80	\$ 1,409,050.00	1.75	\$2,470,777.70	\$ (143,979.13)	SCBAs, SCBA Compressor, SCBA Fill Station, Portable Radios, Mobile
2042	\$ 665,273.23	\$ 718,870.00	1.81	\$1,298,359.18	\$ (777,065.08)	C-6-1, C-6-2, WT-6-1, AMB 6-1, 2 1/2" hose, 5" 100' hose, Little Giant
2043	\$ 691,884.16	\$ 724,450.00	1.86	\$1,347,690.40	\$ (1,432,871.32)	C-6-4, E-6-2, E-6-2 Extrication Equip,
2044	\$ 719,559.53	\$ 834,000.00	1.92	\$1,598,030.24	\$ (2,311,342.03)	E-6-3, AMB 6, TICs, Air Quality Monitors,
2045	\$ 748,341.91	\$ -	1.97	\$ -	\$ (1,563,000.12)	
2046	\$ 778,275.59	\$ 89,450.00	2.03	\$ 181,833.43	\$ (966,557.96)	U-6, E-6 Extrication Equipment,
2047	\$ 809,406.61	\$ 340,000.00	2.09	\$ 711,884.50	\$ (869,035.85)	WT-6-2
2048	\$ 841,782.88	\$ 59,500.00	2.16	\$ 128,317.18	\$ (155,570.15)	C-6
2049	\$ 875,454.19	\$ 80,000.00	2.22	\$ 177,703.12	\$ 542,180.92	TICs, Air Quality Monitors, AEDS,
2050	\$ 910,472.36	\$ 724,450.00	2.29	\$1,657,489.20	\$ (204,835.93)	C-6-3, E-6-1, E-6-1 Extrication Equipment,
2051	\$ 946,891.25	\$ 1,371,050.00	2.36	\$3,230,969.14	\$ (2,488,913.81)	SCBAs, Portable Radios, Mobile Radios, Base Station Radios,
2052	\$ 984,766.90	\$ 353,050.00	2.43	\$ 856,945.02	\$ (2,361,091.92)	C-6-1, C-6-2, AMB 6-1, 2 1/2" hose, 5" 100' hose, Portable

Hyalite Fire Capital Improvement Plan F/Y 2022

Fiscal Year	Capital Contribution 5%	Total Cost with salvage - unadjusted	Inflation Indexed 3%	Replacement Cost	Starting Balance \$1,300,850.35	Description
2022	\$ 303,622.02	\$ 732,050.00	1.00	\$ 732,050.00	\$ 568,800.35	C-6-2, WT-6-2, AMB 6-1, U-6, 2 1/2" hose, 5" 100' hose, Portable Generators, E-6-3 Extrication Equip, Rescue Chainsaws, Rotary Saws
2023	\$ 318,803.12	\$ 1,004,699.00	1.03	\$1,034,839.97	\$ (147,236.50)	C-6-4, E-6-2, 19 Mobile Radios, E-6-2 Extrication Equip,
2024	\$ 334,743.28	\$ 893,500.00	1.06	\$ 947,914.15	\$ (760,407.37)	C-6, E-6-3, AMB 6, TICs, Air Quality Monitors,
2025	\$ 351,480.44	\$ -	1.09	\$ -	\$ (408,926.93)	
2026	\$ 369,054.46	\$ 72,950.00	1.13	\$ 82,105.87	\$ (121,978.34)	SCBA Compressor, SCBA Fill Station, E-6 Extrication Equipment,
2027	\$ 387,507.19	\$ -	1.16	\$ -	\$ 265,528.85	
2028	\$ 406,882.55	\$ -	1.19	\$ -	\$ 672,411.40	
2029	\$ 427,226.67	\$ 80,000.00	1.23	\$ 98,389.91	\$ 1,001,248.16	TICs, Air Quality Monitors, AEDs,
2030	\$ 448,588.01	\$ 94,450.00	1.27	\$ 119,646.43	\$ 1,330,189.73	C-6-3, E-6-1 Extrication Equipment,
2031	\$ 471,017.41	\$ 1,371,050.00	1.30	\$1,788,909.27	\$ 12,297.86	SCBAs, Portable Radios, Mobile Radios, Base Station Radios, Ventilation Fans, Lifepak Monitors
2032	\$ 494,568.28	\$ 373,550.00	1.34	\$ 502,019.96	\$ 4,846.18	C-6-1, C-6-2, AMB 6-1, 2 1/2" hose, 5" 100' hose, E-6-3 Extrication Equip,
2033	\$ 519,296.69	\$ 724,450.00	1.38	\$1,002,808.23	\$ (478,665.36)	C-6-4, E-6, E-6-2 Extrication Equip,
2034	\$ 545,261.53	\$ 258,500.00	1.43	\$ 368,559.19	\$ (301,963.02)	AMB 6, U-6, TICs, Air Quality Monitors,
2035	\$ 572,524.60	\$ -	1.47	\$ -	\$ 270,561.58	
2036	\$ 601,150.83	\$ 94,450.00	1.51	\$ 142,864.10	\$ 728,848.31	C-6, E-6 Extrication Equipment,
2037	\$ 631,208.37	\$ 23,500.00	1.56	\$ 36,612.23	\$ 1,323,444.45	Portable Generators, Rescue Chainsaws, Rotary Saws,
2038	\$ 662,768.79	\$ -	1.60	\$ -	\$ 1,986,213.24	
2039	\$ 695,907.23	\$ 420,000.00	1.65	\$ 694,196.01	\$ 1,987,924.47	WT-6, TICs, Air Quality Monitors, AEDs,
2040	\$ 730,702.59	\$ 94,450.00	1.70	\$ 160,794.80	\$ 2,557,832.26	C-6-3, E-6-1 Extrication Equipment,
2041	\$ 767,237.72	\$ 1,409,050.00	1.75	\$2,470,777.70	\$ 854,292.28	SCBAs, SCBA Compressor, SCBA Fill Station, Portable Radios, Mobile
2042	\$ 805,599.61	\$ 718,870.00	1.81	\$1,298,359.18	\$ 361,532.70	C-6-1, C-6-2, WT-6-1, AMB 6-1, 2 1/2" hose, 5" 100' hose, Little Giant
2043	\$ 845,879.59	\$ 724,450.00	1.86	\$1,347,690.40	\$ (140,278.11)	C-6-4, E-6-2, E-6-2 Extrication Equip,
2044	\$ 888,173.57	\$ 834,000.00	1.92	\$1,598,030.24	\$ (850,134.79)	E-6-3, AMB 6, TICs, Air Quality Monitors,
2045	\$ 932,582.25	\$ -	1.97	\$ -	\$ 82,447.46	
2046	\$ 979,211.36	\$ 89,450.00	2.03	\$ 181,833.43	\$ 879,825.39	U-6, E-6 Extrication Equipment,
2047	\$ 1,028,171.93	\$ 340,000.00	2.09	\$ 711,884.50	\$ 1,196,112.82	WT-6-2
2048	\$ 1,079,580.52	\$ 59,500.00	2.16	\$ 128,317.18	\$ 2,147,376.16	C-6
2049	\$ 1,133,559.55	\$ 80,000.00	2.22	\$ 177,703.12	\$ 3,103,232.59	TICs, Air Quality Monitors, AEDS,
2050	\$ 1,190,237.53	\$ 724,450.00	2.29	\$1,657,489.20	\$ 2,635,980.92	C-6-3, E-6-1, E-6-1 Extrication Equipment,
2051	\$ 1,249,749.40	\$ 1,371,050.00	2.36	\$3,230,969.14	\$ 654,761.18	SCBAs, Portable Radios, Mobile Radios, Base Station Radios,
2052	\$ 1,312,236.87	\$ 353,050.00	2.43	\$ 856,945.02	\$ 1,110,053.04	C-6-1, C-6-2, AMB 6-1, 2 1/2" hose, 5" 100' hose, Portable

Hyalite Fire Capital Improvement Plan F/Y 2022

Fiscal Year	Capital Contribution 6%	Total Cost with salvage - unadjusted	Inflation Indexed 3%	Replacement Cost	Starting Balance \$1,300,850.35	Description
2022	\$ 303,622.02	\$ 732,050.00	1.00	\$ 732,050.00	\$ 568,800.35	C-6-2, WT-6-2, AMB 6-1, U-6, 2 1/2" hose, 5" 100' hose, Portable Generators, E-6-3 Extrication Equip, Rescue Chainsaws, Rotary Saws
2023	\$ 321,839.34	\$ 1,004,699.00	1.03	\$1,034,839.97	\$ (144,200.28)	C-6-4, E-6-2, 19 Mobile Radios, E-6-2 Extrication Equip,
2024	\$ 341,149.70	\$ 893,500.00	1.06	\$ 947,914.15	\$ (750,964.73)	C-6, E-6-3, AMB 6, TICs, Air Quality Monitors,
2025	\$ 361,618.68	\$ -	1.09	\$ -	\$ (389,346.04)	
2026	\$ 383,315.80	\$ 72,950.00	1.13	\$ 82,105.87	\$ (88,136.11)	SCBA Compressor, SCBA Fill Station, E-6 Extrication Equipment,
2027	\$ 406,314.75	\$ -	1.16	\$ -	\$ 318,178.65	
2028	\$ 430,693.64	\$ -	1.19	\$ -	\$ 748,872.29	
2029	\$ 456,535.26	\$ 80,000.00	1.23	\$ 98,389.91	\$ 1,107,017.63	TICs, Air Quality Monitors, AEDs,
2030	\$ 483,927.37	\$ 94,450.00	1.27	\$ 119,646.43	\$ 1,471,298.57	C-6-3, E-6-1 Extrication Equipment,
2031	\$ 512,963.01	\$ 1,371,050.00	1.30	\$1,788,909.27	\$ 195,352.31	SCBAs, Portable Radios, Mobile Radios, Base Station Radios, Ventilation Fans, Lifepak Monitors
2032	\$ 543,740.80	\$ 373,550.00	1.34	\$ 502,019.96	\$ 237,073.14	C-6-1, C-6-2, AMB 6-1, 2 1/2" hose, 5" 100' hose, E-6-3 Extrication Equip,
2033	\$ 576,365.24	\$ 724,450.00	1.38	\$1,002,808.23	\$ (189,369.84)	C-6-4, E-6, E-6-2 Extrication Equip,
2034	\$ 610,947.16	\$ 258,500.00	1.43	\$ 368,559.19	\$ 53,018.13	AMB 6, U-6, TICs, Air Quality Monitors,
2035	\$ 647,603.99	\$ -	1.47	\$ -	\$ 700,622.11	
2036	\$ 686,460.23	\$ 94,450.00	1.51	\$ 142,864.10	\$ 1,244,218.24	C-6, E-6 Extrication Equipment,
2037	\$ 727,647.84	\$ 23,500.00	1.56	\$ 36,612.23	\$ 1,935,253.84	Portable Generators, Rescue Chainsaws, Rotary Saws,
2038	\$ 771,306.71	\$ -	1.60	\$ -	\$ 2,706,560.55	
2039	\$ 817,585.11	\$ 420,000.00	1.65	\$ 694,196.01	\$ 2,829,949.66	WT-6, TICs, Air Quality Monitors, AEDs,
2040	\$ 866,640.22	\$ 94,450.00	1.70	\$ 160,794.80	\$ 3,535,795.08	C-6-3, E-6-1 Extrication Equipment,
2041	\$ 918,638.63	\$ 1,409,050.00	1.75	\$2,470,777.70	\$ 1,983,656.01	SCBAs, SCBA Compressor, SCBA Fill Station, Portable Radios, Mobile
2042	\$ 973,756.95	\$ 718,870.00	1.81	\$1,298,359.18	\$ 1,659,053.77	C-6-1, C-6-2, WT-6-1, AMB 6-1, 2 1/2" hose, 5" 100' hose, Little Giant
2043	\$ 1,032,182.37	\$ 724,450.00	1.86	\$1,347,690.40	\$ 1,343,545.74	C-6-4, E-6-2, E-6-2 Extrication Equip,
2044	\$ 1,094,113.31	\$ 834,000.00	1.92	\$1,598,030.24	\$ 839,628.81	E-6-3, AMB 6, TICs, Air Quality Monitors,
2045	\$ 1,159,760.11	\$ -	1.97	\$ -	\$ 1,999,388.91	
2046	\$ 1,229,345.71	\$ 89,450.00	2.03	\$ 181,833.43	\$ 3,046,901.20	U-6, E-6 Extrication Equipment,
2047	\$ 1,303,106.46	\$ 340,000.00	2.09	\$ 711,884.50	\$ 3,638,123.16	WT-6-2
2048	\$ 1,381,292.84	\$ 59,500.00	2.16	\$ 128,317.18	\$ 4,891,098.82	C-6
2049	\$ 1,464,170.42	\$ 80,000.00	2.22	\$ 177,703.12	\$ 6,177,566.12	TICs, Air Quality Monitors, AEDS,
2050	\$ 1,552,020.64	\$ 724,450.00	2.29	\$1,657,489.20	\$ 6,072,097.55	C-6-3, E-6-1, E-6-1 Extrication Equipment,
2051	\$ 1,645,141.88	\$ 1,371,050.00	2.36	\$3,230,969.14	\$ 4,486,270.29	SCBAs, Portable Radios, Mobile Radios, Base Station Radios,
2052	\$ 1,743,850.39	\$ 353,050.00	2.43	\$ 856,945.02	\$ 5,373,175.67	C-6-1, C-6-2, AMB 6-1, 2 1/2" hose, 5" 100' hose, Portable

Consent Agenda End

Regular Agenda Item 1

**Proposed Increase Capital
Contribution from 2 – 5%**

FY Year	Budget Revenue Submitted to County (Does Not Include Bond Revenue)	Budget Expenditures Submitted to County (Does Not Include Bond Payment)	Net Revenue
2017	902,500	758,000	144,500
2018	1,136,500	794,000	342,500
2019	1,007,491	830,500	176,991
2020	1,040,500	852,000	188,500
2021	1,339,183	855,000	484,183
2022	1,537,382	967,383	569,999
Compound Annual Growth Rate (CAGR) on revenue:			11.24%
Compound Annual Growth Rate (CAGR) on expenditures:			5.00%
Compound Annual Growth Rate (CAGR) on difference:			31.58%
$CAGR = (EV/BV)^{1/n} - 1 \times 100$			
where:			
EV = Ending Value			
BV = Beginning Value			
n = Number of periods			

Hyalite Fire Capital Improvement Plan F/Y 2022

Fiscal Year	Capital Contribution 5%	Total Cost with salvage - unadjusted	Inflation Indexed 3%	Replacement Cost	Starting Balance \$1,300,850.35	Description
2022	\$ 303,622.02	\$ 732,050.00	1.00	\$ 732,050.00	\$ 568,800.35	C-6-2, WT-6-2, AMB 6-1, U-6, 2 1/2" hose, 5" 100' hose, Portable Generators, E-6-3 Extrication Equip, Rescue Chainsaws, Rotary Saws
2023	\$ 318,803.12	\$ 1,004,699.00	1.03	\$ 1,034,839.97	\$ (147,236.50)	C-6-4, E-6-2, 19 Mobile Radios, E-6-2 Extrication Equip,
2024	\$ 334,743.28	\$ 893,500.00	1.06	\$ 947,914.15	\$ (760,407.37)	C-6, E-6-3, AMB 6, TICs, Air Quality Monitors,
2025	\$ 351,480.44	\$ -	1.09	\$ -	\$ (408,926.93)	
2026	\$ 369,054.46	\$ 72,950.00	1.13	\$ 82,105.87	\$ (121,978.34)	SCBA Compressor, SCBA Fill Station, E-6 Extrication Equipment,
2027	\$ 387,507.19	\$ -	1.16	\$ -	\$ 265,528.85	
2028	\$ 406,882.55	\$ -	1.19	\$ -	\$ 672,411.40	
2029	\$ 427,226.67	\$ 80,000.00	1.23	\$ 98,389.91	\$ 1,001,248.16	TICs, Air Quality Monitors, AEDs,
2030	\$ 448,588.01	\$ 94,450.00	1.27	\$ 119,646.43	\$ 1,330,189.73	C-6-3, E-6-1 Extrication Equipment,
2031	\$ 471,017.41	\$ 1,371,050.00	1.30	\$ 1,788,909.27	\$ 12,297.86	SCBAs, Portable Radios, Mobile Radios, Base Station Radios, Ventilation Fans, Lifepak Monitors
2032	\$ 494,568.28	\$ 373,550.00	1.34	\$ 502,019.96	\$ 4,846.18	C-6-1, C-6-2, AMB 6-1, 2 1/2" hose, 5" 100' hose, E-6-3 Extrication Equip,
2033	\$ 519,296.69	\$ 724,450.00	1.38	\$ 1,002,808.23	\$ (478,665.36)	C-6-4, E-6, E-6-2 Extrication Equip,
2034	\$ 545,261.53	\$ 258,500.00	1.43	\$ 368,559.19	\$ (301,963.02)	AMB 6, U-6, TICs, Air Quality Monitors,
2035	\$ 572,524.60	\$ -	1.47	\$ -	\$ 270,561.58	
2036	\$ 601,150.83	\$ 94,450.00	1.51	\$ 142,864.10	\$ 728,848.31	C-6, E-6 Extrication Equipment,
2037	\$ 631,208.37	\$ 23,500.00	1.56	\$ 36,612.23	\$ 1,323,444.45	Portable Generators, Rescue Chainsaws, Rotary Saws,
2038	\$ 662,768.79	\$ -	1.60	\$ -	\$ 1,986,213.24	
2039	\$ 695,907.23	\$ 420,000.00	1.65	\$ 694,196.01	\$ 1,987,924.47	WT-6, TICs, Air Quality Monitors, AEDs,
2040	\$ 730,702.59	\$ 94,450.00	1.70	\$ 160,794.80	\$ 2,557,832.26	C-6-3, E-6-1 Extrication Equipment,
2041	\$ 767,237.72	\$ 1,409,050.00	1.75	\$ 2,470,777.70	\$ 854,292.28	SCBAs, SCBA Compressor, SCBA Fill Station, Portable Radios, Mobile Radios, Base Station Radios, Ventilation Fans, Lifepak Monitors
2042	\$ 805,599.61	\$ 718,870.00	1.81	\$ 1,298,359.18	\$ 361,532.70	C-6-1, C-6-2, WT-6-1, AMB 6-1, 2 1/2" hose, 5" 100' hose, Little Giant Ladders, 14' Roof Ladders, 24' Ext. Ladders, E-6-2 Extrication Equip,
2043	\$ 845,879.59	\$ 724,450.00	1.86	\$ 1,347,690.40	\$ (140,278.11)	C-6-4, E-6-2, E-6-2 Extrication Equip,
2044	\$ 888,173.57	\$ 834,000.00	1.92	\$ 1,598,030.24	\$ (850,134.79)	E-6-3, AMB 6, TICs, Air Quality Monitors,
2045	\$ 932,582.25	\$ -	1.97	\$ -	\$ 82,447.46	
2046	\$ 979,211.36	\$ 89,450.00	2.03	\$ 181,833.43	\$ 879,825.39	U-6, E-6 Extrication Equipment,
2047	\$ 1,028,171.93	\$ 340,000.00	2.09	\$ 711,884.50	\$ 1,196,112.82	WT-6-2
2048	\$ 1,079,580.52	\$ 59,500.00	2.16	\$ 128,317.18	\$ 2,147,376.16	C-6
2049	\$ 1,133,559.55	\$ 80,000.00	2.22	\$ 177,703.12	\$ 3,103,232.59	TICs, Air Quality Monitors, AEDS,
2050	\$ 1,190,237.53	\$ 724,450.00	2.29	\$ 1,657,489.20	\$ 2,635,980.92	C-6-3, E-6-1, E-6-1 Extrication Equipment,
2051	\$ 1,249,749.40	\$ 1,371,050.00	2.36	\$ 3,230,969.14	\$ 654,761.18	SCBAs, Portable Radios, Mobile Radios, Base Station Radios, Ventilation Fans, Lifepak Monitors
2052	\$ 1,312,236.87	\$ 353,050.00	2.43	\$ 856,945.02	\$ 1,110,053.04	C-6-1, C-6-2, AMB 6-1, 2 1/2" hose, 5" 100' hose, Portable Generators, E-6-3 Extrication Equip, Rescue Chainsaws, Rotary Saws

Regular Agenda Item 3

Ambulance Transport Billing Rates

Table 1

HRFD Ambulance Projections					
EXPENSES	\$\$ Per Call	50	100	150	← # Calls / Year
Supplies	\$25.00	\$1,250.00	\$2,500.00	\$3,750.00	
Reporting Software (Annual)		\$750.00	\$750.00	\$750.00	
Cost of Fuel (average 3 mile transport)	\$3.50	\$525.00	\$1,050.00	\$1,575.00	
Capital Replacement (Annual)		\$25,370.10	\$25,370.10	\$25,370.10	
Annual Maintenance (1500.00)		\$1,500.00	\$1,500.00	\$1,500.00	
Uniform/PPE					
Total Costs		\$29,395.10	\$31,170.10	\$32,945.10	
REVENUE					
% of Calls are District Residents	60.0%				
Billing / Call (District Residents)	\$450.00	\$13,500.00	\$27,000.00	\$40,500.00	
Billing / Call (Non-District Residents)	\$750.00	\$15,000.00	\$30,000.00	\$45,000.00	
Total Revenue (Billed)		\$28,500.00	\$57,000.00	\$85,500.00	
BILLING REVENUE					
Delinquency (%)	30.0%	-\$8,550.00	-\$17,100.00	-\$25,650.00	
Patient Bills Paid (Non-delinquency)		\$19,950.00	\$39,900.00	\$59,850.00	
Billing Charges (8% of Paid)	8%	-\$1,596.00	-\$3,192.00	-\$4,788.00	
Less Total Costs (From Expense Section)		-\$29,395.10	-\$31,170.10	-\$32,945.10	
TOTAL NET REVENUE					
		-\$11,041.10	\$5,537.90	\$22,116.90	
CAPITOL REPLACEMENT COST					
Ambulance (10 years) 3% increase per year		\$145,143.00			
Cot (10 years) 3% increase per year		\$54,263.00			
Life Pack (10 years) 3% increase per year		\$45,693.00			
Stair Chair (10 years) 3% increase per year		\$6,720.00			
Scoop stretcher (10 years) 3% increase per year		\$1,882.00			
Total Replacement Cost in 10 years		\$253,701.00			
Annual Capitol Replacement Cost			\$25,370.10		

Regular Agenda Item 4

Fire Chief's Report



Hyalite Rural Fire District

Fire Chief's Report

December 2021

Prepared by: Fire Chief Brian Nickolay

1. The Hyalite Fire Department has responded to 572 calls in 2021 (as of 12/01/2021).
 - o Call volume on December 1st 2020 - 531
 - o Call volume on December 1st 2019 - 497
 - o Call volume on December 1st 2018 - 461
2. Our current roster is at 51 members (effective 12/01/2021).
3. We currently have 8 resident firefighters living at the Sourdough Fire Station.
 - o Sourdough resident firefighters continue to fill weekend shifts Friday 7pm – Monday 7am
4. We currently have 4 resident firefighters living at the Cottonwood Fire Station.
 - o Cottonwood resident firefighters continue to fill weekday night shifts Monday – Thursday 7pm – 7am.
5. We currently have 4 resident renters at the Rae house.
 - o Rae renters continue to be offered incentive in discounted rent for responding to 30% of the call volume per month.
6. Non-resident firefighters continue to cover six hour shifts at the Sourdough Fire Station on Monday – Friday 7am – 7pm. This staffing level allows us to keep a crew on duty at the fire station 24 hours a day, 7 days a week.
7. We continue our regular training every Wednesday night and command training twice a month.
8. The ambulance contract for Gallatin County is still in draft form. We are waiting for the county to release the latest draft to review. This contract will establish standards for private ambulance providers such as AMR. This will not have an impact on our ambulance transport plan.
9. We assisted the Central Valley Fire District with a residential out building structure fire on November 23rd . We were able to provide one command, one engine and one water tender.

10. Our fall firefighter recruit academy is continuing their training. We estimate the fall academy to finish in mid January.

11. We are continuing to work with an acoustics company to address the sound issues in the Sourdough Station conference room. Coordination continues to install acoustic panels to the ceiling in the conference room.

14. The new Command 6-1 is now in service. The new Command 6-2 is in for radio and emergency light installation at Industrial Communications this week. Both trucks will be in service at the end of the week.

15. Data collecting for a new Rae Fire Station is nearly complete. We plan to have a report to provide to the board of trustees in January.

16. Staff is continuing to work on our ambulance transport plan.

- Our new ambulance has been completed at the Demers factory in Canada. The unit is now in transport to the Abgar facility in Kalispell. We are waiting to hear for a final delivery date. The new ambulance will then go in for radio installation and decals.
- Staff is working on finishing up the needed information for Pintler billing services.
- Staff is working with our medical control at Bozeman Health Deaconess Hospital to line out our transport plan
- We are in the process of training our firefighter/EMTs for ambulance transport functions.
- All needed equipment has been purchased. We are awaiting delivery of our stair chairs which should be here in January.

17. We have experienced no firefighter injuries in the last month.

18. All Hyalite Fire apparatus are in service. We have experienced no major mechanical issues in the last month.

Hyalite Fire Department

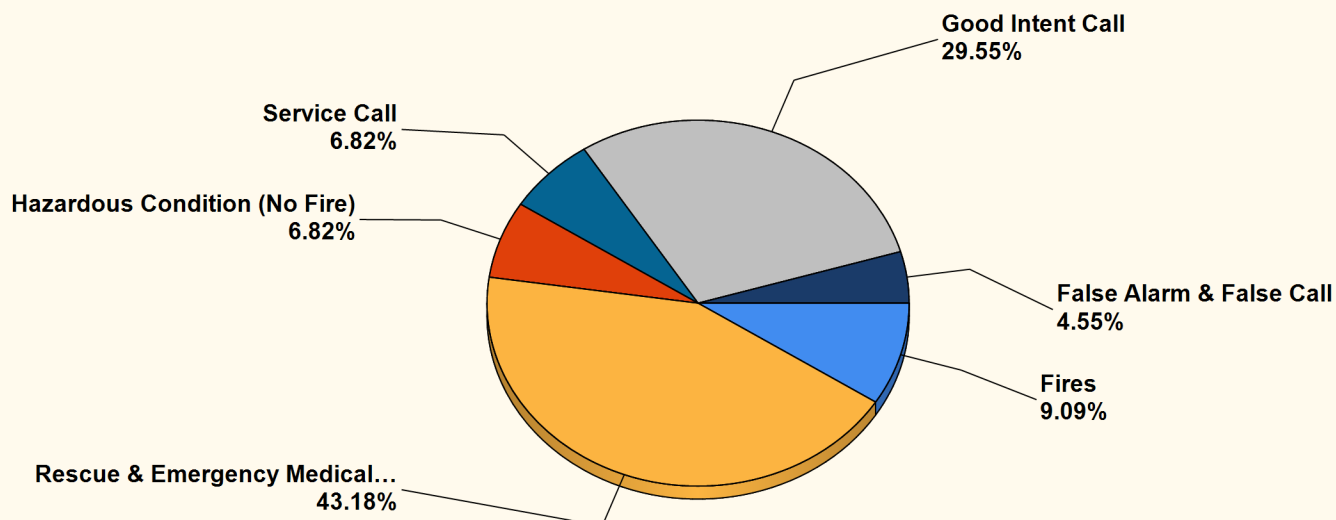
Bozeman, MT

This report was generated on 11/10/2021 10:18:10 AM



Breakdown by Major Incident Types for Date Range

Zone(s): All Zones | Start Date: 10/01/2021 | End Date: 10/31/2021



MAJOR INCIDENT TYPE	# INCIDENTS	% of TOTAL
Fires	4	9.09%
Rescue & Emergency Medical Service	19	43.18%
Hazardous Condition (No Fire)	3	6.82%
Service Call	3	6.82%
Good Intent Call	13	29.55%
False Alarm & False Call	2	4.55%
TOTAL	44	100%

Only REVIEWED and/or LOCKED IMPORTED incidents are included. Summary results for a major incident type are not displayed if the count is zero.



emergencyreporting.com
Doc Id: 553
Page # 1 of 2

Detailed Breakdown by Incident Type

INCIDENT TYPE	# INCIDENTS	% of TOTAL
111 - Building fire	3	6.82%
142 - Brush or brush-and-grass mixture fire	1	2.27%
321 - EMS call, excluding vehicle accident with injury	14	31.82%
322 - Motor vehicle accident with injuries	2	4.55%
324 - Motor vehicle accident with no injuries.	3	6.82%
400 - Hazardous condition, other	1	2.27%
412 - Gas leak (natural gas or LPG)	1	2.27%
424 - Carbon monoxide incident	1	2.27%
510 - Person in distress, other	1	2.27%
542 - Animal rescue	1	2.27%
551 - Assist police or other governmental agency	1	2.27%
611 - Dispatched & cancelled en route	10	22.73%
631 - Authorized controlled burning	3	6.82%
745 - Alarm system activation, no fire - unintentional	2	4.55%
TOTAL INCIDENTS:	44	100%

Only REVIEWED and/or LOCKED IMPORTED incidents are included. Summary results for a major incident type are not displayed if the count is zero.



Hyalite Fire Department

Bozeman, MT

This report was generated on 11/10/2021 10:16:30 AM



Incident Count per User-Defined Fields for Date Range

Start Date: 10/01/2021 | End Date: 10/31/2021

ANSWERS	# INCIDENTS
USER-DEFINED FIELD: For EMS calls was this an Alpha, Bravo, Charlie, Delta or Echo call type?	
Alpha	4
Bravo	3
Charlie	3
Delta	4
MVA	4

USER-DEFINED FIELD: For EMS calls what was the outcome of the patients?	
MVA with at least one patient transport by AMR	2
Refusal	2
Transported by AMR	13
Transported by HFD	1

Only User-Defined values selected in the CUSTOM field of an incident Included. Only REVIEWED incidents included in count.



emergencyreporting.com
Doc Id: 805
Page # 1 of 1

Hyalite Fire Department

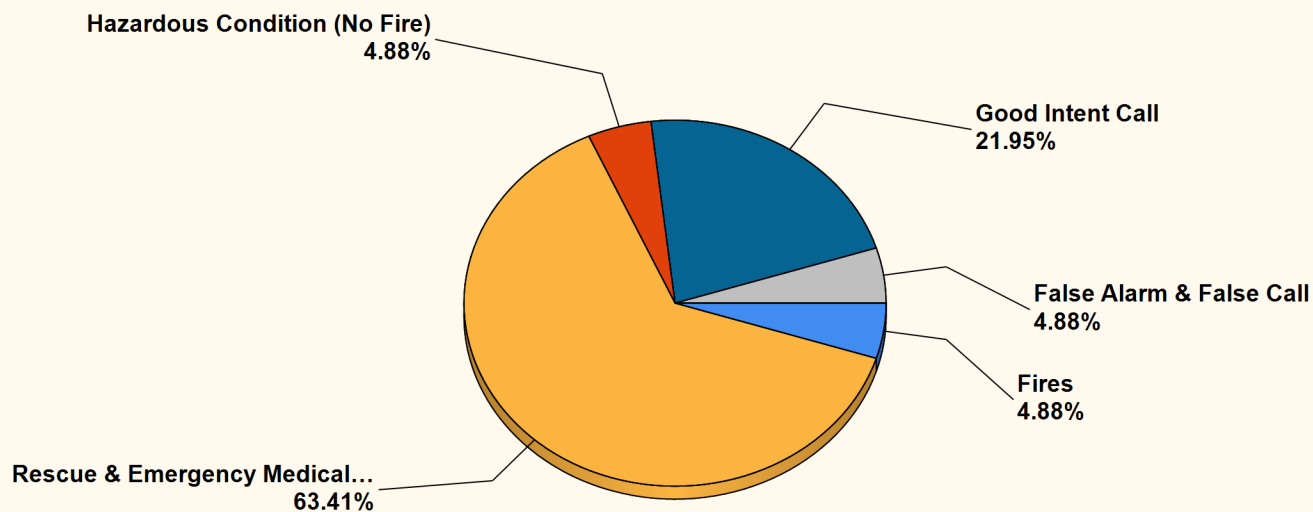
Bozeman, MT

This report was generated on 12/6/2021 11:25:59 AM



Breakdown by Major Incident Types for Date Range

Zone(s): All Zones | Start Date: 11/01/2021 | End Date: 11/30/2021



MAJOR INCIDENT TYPE	# INCIDENTS	% of TOTAL
Fires	2	4.88%
Rescue & Emergency Medical Service	26	63.41%
Hazardous Condition (No Fire)	2	4.88%
Good Intent Call	9	21.95%
False Alarm & False Call	2	4.88%
TOTAL	41	100%

Only REVIEWED and/or LOCKED IMPORTED incidents are included. Summary results for a major incident type are not displayed if the count is zero.



emergencyreporting.com
Doc Id: 553
Page # 1 of 2

Detailed Breakdown by Incident Type

INCIDENT TYPE	# INCIDENTS	% of TOTAL
111 - Building fire	1	2.44%
151 - Outside rubbish, trash or waste fire	1	2.44%
321 - EMS call, excluding vehicle accident with injury	15	36.59%
322 - Motor vehicle accident with injuries	4	9.76%
324 - Motor vehicle accident with no injuries.	7	17.07%
412 - Gas leak (natural gas or LPG)	1	2.44%
444 - Power line down	1	2.44%
611 - Dispatched & cancelled en route	8	19.51%
622 - No incident found on arrival at dispatch address	1	2.44%
740 - Unintentional transmission of alarm, other	2	4.88%
TOTAL INCIDENTS:	41	100%

Only REVIEWED and/or LOCKED IMPORTED incidents are included. Summary results for a major incident type are not displayed if the count is zero.



Hyalite Fire Department

Bozeman, MT

This report was generated on 12/6/2021 11:24:52 AM



Incident Count per User-Defined Fields for Date Range

Start Date: 11/01/2021 | End Date: 11/30/2021

ANSWERS	# INCIDENTS
USER-DEFINED FIELD: For EMS calls was this an Alpha, Bravo, Charlie, Delta or Echo call type?	
Alpha	6
Bravo	1
Charlie	1
Delta	6
MVA	10

USER-DEFINED FIELD: For EMS calls what was the outcome of the patients?	
MVA with at least one patient transport by AMR	1
Refusal	9
Transported by AMR	11
Transported by HFD	3

Only User-Defined values selected in the CUSTOM field of an incident Included. Only REVIEWED incidents included in count.



emergencyreporting.com
Doc Id: 805
Page # 1 of 1